

AFFINITY MODERATE SOLUTION

OCTOBER 2021

RISK PROFILE

- LOW
- LOW MEDIUM
- MEDIUM
- MEDIUM HIGH
- HIGH

TIME HORIZON

- 2 YEARS+
- 3 YEARS+
- 4 YEARS+
- 5 YEARS+
- 10 YEARS+

TOP TEN EQUITY EXPOSURES

1. Partners Group Holding
2. NextEra Energy
3. Berkshire Hathaway
4. Brookfield Infrastructure Partners
5. Blackstone
6. Intermediate Capital Group
7. Tencent
8. The Home Depot
9. Alibaba
10. NetEase

Top 10 equity exposures are as disclosed by Morningstar as at 30 Sep 2021.

The portfolio seeks to provide investors with moderate capital growth. The portfolio maintains a moderate risk profile and the portfolio's equity exposure will be limited to a maximum of 60% of the portfolio's net asset value. This portfolio does not have to comply with Regulation 28.

INVESTMENT GUIDELINES

Sector	ASISA South Africa MA Medium Equity
Benchmark	CPI for all urban areas + 4% p.a. over any rolling 4-year period

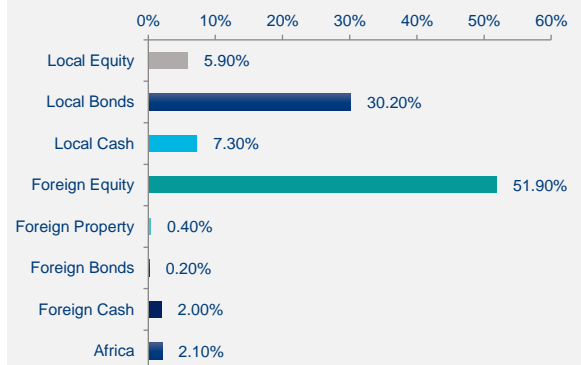
UNDERLYING HOLDINGS

Affinity Ci Cautious	60%
Affinity Ci International Flexible Growth FF	40%

TOTAL INVESTMENT CHARGES (INCL VAT)

Weighted TIC of underlying funds**	1,18%
Discretionary Management fee	0,00%

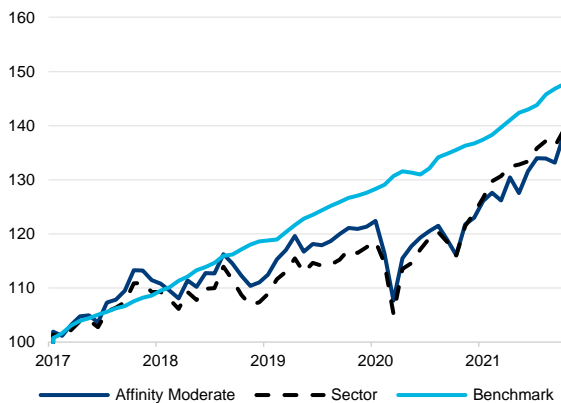
ASSET ALLOCATION



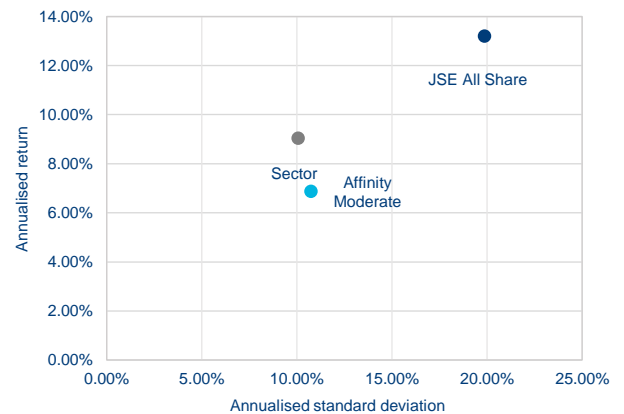
Asset allocation is one month lagged.

CUMULATIVE RETURNS

Time period: From 01/01/2017 to 31/10/2021



RISK-RETURN (PAST 2 YEARS)*



HISTORICAL PERFORMANCE*

	Jan	Feb	Mar	Apr	May	Jun	Jul	Aug	Sep	Oct	Nov	Dec	Year
2021	2.50%	1.20%	-1.12%	3.37%	-2.21%	3.16%	1.83%	-0.04%	-0.57%	3.86%			12.42%
2020	0.92%	-4.95%	-7.46%	7.26%	1.92%	1.35%	1.03%	0.80%	-2.14%	-2.36%	4.89%	1.03%	1.39%
2019	1.30%	2.54%	1.46%	2.25%	-2.46%	1.21%	-0.19%	0.67%	1.11%	0.91%	-0.15%	0.35%	9.28%
2018	-0.62%	-1.16%	-1.31%	3.07%	-1.05%	2.32%	-0.08%	3.14%	-1.46%	-1.93%	-1.70%	0.56%	-0.42%
2017	1.95%	-0.79%	1.99%	1.55%	0.15%	-1.20%	3.50%	0.51%	1.56%	3.41%	-0.03%	-1.54%	11.47%

*Returns are net of Total Investment Charges (TIC) and for periods greater than one year the returns have been annualised. Post launch returns are simulated based on the current weightings of the initial investment on the selected Platform, where applicable.
 **The weighted TIC of underlying funds is calculated using the latest available TIC of the underlying funds and their static weightings at month end on the selected Platform. This will vary daily as the actual weightings of the underlying funds fluctuate.
 The abovementioned fees include VAT but exclude Investment manager, Financial Advisor, Consulting and Platform fees.

The information and opinions contained in this document are recorded and expressed in good faith and in reliance on sources believed to be credible. No representation, warranty, undertaking or guarantee of whatever nature is given on the accuracy and/or completeness of such information or the correctness of such opinions. Affinity Capital Management (Pty) Ltd ("Affinity") will have no liability of whatever nature and however arising in respect of any claim, damages, loss or expenses suffered directly or indirectly by the investor or the investor's financial advisor acting on the information contained in this document. Furthermore, Affinity does not act as the investor's financial advisor, they have not conducted a financial needs analysis and will rely on the needs analysis conducted by the investor's financial advisor. Affinity recommends that investors and financial advisors take particular care to consider whether any information contained in this document is appropriate given the investor's objectives, financial situation and particular needs in view of the fact that there may be limitations on the appropriateness of any advice provided. No guarantee of investment performance or capital protection should be inferred from any of the information contained in this document. The value of participatory interests may go down as well as up and past performance is not necessarily a guide to future performance.

Source: Performance sourced from Morningstar, for a lump sum using NAV-NAV prices with income distributions reinvested. CPI for all urban areas sourced from FactSet. Asset Allocation data compiled by Analytics Consulting. Affinity Capital Management (Pty) Ltd is a Licensed Financial Services Provider | FSP No. 47878. Tel: 011 262 2740; Website: www.affinitycapital.co.za.