



AFFINITY CAUTIOUS MODERATE SOLUTION

OCTOBER 2021

RISK PROFILE

- LOW
- LOW MEDIUM
- MEDIUM
- MEDIUM HIGH
- HIGH

TIME HORIZON

- 2 YEARS+
- 3 YEARS+
- 4 YEARS+
- 5 YEARS+
- 10 YEARS+

TOP TEN EQUITY EXPOSURES

1. Naspers
2. BHP Group
3. Partners Group Holding
4. Prosus
5. NextEra Energy
6. Berkshire Hathaway
7. Brookfield Infrastructure Partners
8. Anglo American
9. Cie Financiere Richemont
10. Sanlam

Top 10 equity exposures are as disclosed by Morningstar as at 30 Sep 2021.

The Investment objective of the portfolio is to provide investors with income and conservative capital growth with a focus on capital preservation. The portfolio maintains a low risk profile and the portfolio's equity exposure will be limited to a maximum of 50% of the portfolio's net asset value. This portfolio does not have to comply with Regulation 28.

INVESTMENT GUIDELINES

Sector	ASISA South Africa MA Low Equity
Benchmark	CPI for all urban areas + 3% p.a. over any rolling 3-year period

UNDERLYING HOLDINGS 100%

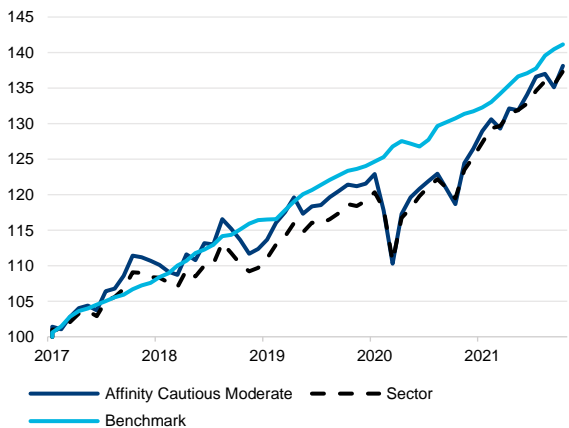
Affinity Ci Moderate	50%
Affinity Ci Cautious	50%

TOTAL INVESTMENT CHARGES (INCL VAT)

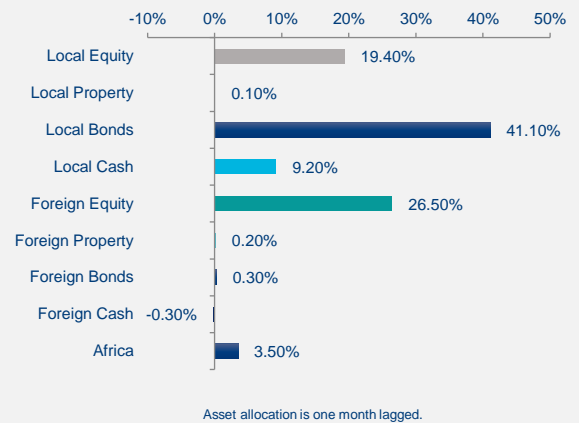
Weighted TIC of underlying funds**	1,14%
Discretionary Management fee	0,00%

CUMULATIVE RETURNS

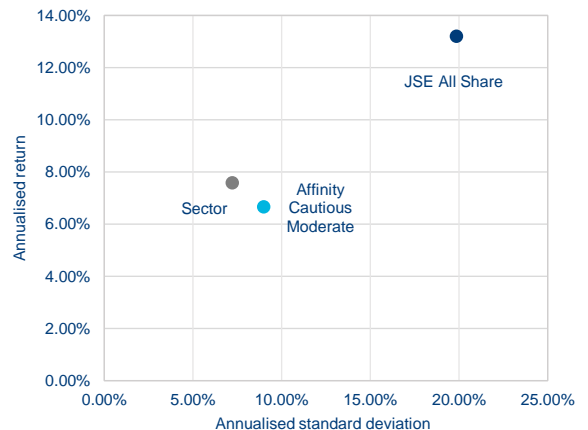
Time period: From 01/01/2017 to 31/10/2021



ASSET ALLOCATION



RISK-RETURN (PAST 2 YEARS)*



HISTORICAL PERFORMANCE*

	Jan	Feb	Mar	Apr	May	Jun	Jul	Aug	Sep	Oct	Nov	Dec	Year
2021	1.97%	1.30%	-1.00%	2.21%	-0.21%	1.66%	1.89%	0.31%	-1.39%	2.23%			9.25%
2020	1.10%	-4.16%	-6.37%	6.35%	1.98%	1.03%	0.87%	0.85%	-1.72%	-1.80%	4.86%	1.62%	4.02%
2019	1.13%	2.11%	1.27%	1.77%	-1.91%	0.89%	0.16%	0.95%	0.72%	0.75%	-0.19%	0.29%	8.17%
2018	-0.56%	-0.83%	-0.41%	2.62%	-0.72%	2.19%	-0.19%	3.17%	-1.18%	-1.35%	-1.71%	0.62%	1.51%
2017	-1.15%	2.91%	1.83%	0.08%	-1.46%	4.41%	0.07%	2.93%	5.63%	-0.03%	-1.12%	-0.41%	14.25%

*Returns are net of Total Investment Charges (TIC) and for periods greater than one year the returns have been annualised. Post launch returns are simulated based on the current weightings of the initial investment on the selected Platform, where applicable. **The weighted TIC of underlying funds is calculated using the latest available TIC of the underlying funds and their static weightings at month end on the selected Platform. This will vary daily as the actual weightings of the underlying funds fluctuate. The abovementioned fees include VAT but exclude Investment manager, Financial Advisor, Consulting and Platform fees.

The information and opinions contained in this document are recorded and expressed in good faith and in reliance on sources believed to be credible. No representation, warranty, undertaking or guarantee of whatever nature is given on the accuracy and/or completeness of such information or the correctness of such opinions. Affinity Capital Management (Pty) Ltd ("Affinity") will have no liability of whatever nature and however arising in respect of any claim, damages, loss or expenses suffered directly or indirectly by the investor or the investor's financial advisor acting on the information contained in this document. Furthermore, Affinity does not act as the investor's financial advisor, they have not conducted a financial needs analysis and will rely on the needs analysis conducted by the investor's financial advisor. Affinity recommends that investors and financial advisors take particular care to consider whether any information contained in this document is appropriate given the investor's objectives, financial situation and particular needs in view of the fact that there may be limitations on the appropriateness of any advice provided. No guarantee of investment performance or capital protection should be inferred from any of the information contained in this document. The value of participatory interests may go down as well as up and past performance is not necessarily a guide to future performance.

Source: Performance sourced from Morningstar, for a lump sum using NAV-NAV prices with income distributions reinvested. CPI for all urban areas sourced from FactSet. Asset Allocation data compiled by Analytics Consulting. Affinity Capital Management (Pty) Ltd is a Licensed Financial Services Provider | FSP No. 47878. Tel: 011 262 2740; Website: www.affinitycapital.co.za.