

AFFINITY GLOBAL CAUTIOUS RESTRICTED

FEBRUARY 2021

RISK PROFILE

- LOW
- LOW MEDIUM
- MEDIUM
- MEDIUM HIGH
- HIGH

TIME HORIZON

- 2 YEAR+
- 3 YEARS+
- 4 YEARS+
- 5 YEARS+
- 10 YEARS+

The objective of this portfolio is to provide investors with conservative capital growth. The portfolio aims to achieve global inflation +2%, net of fees over any rolling 3 year period. This portfolio maintains a low risk profile and is suitable for investors seeking income and conservative capital growth with a focus on capital preservation.

INVESTMENT GUIDELINES

Morningstar Sector	USD Cautious Allocation
Benchmark	US CPI + 2% p.a.

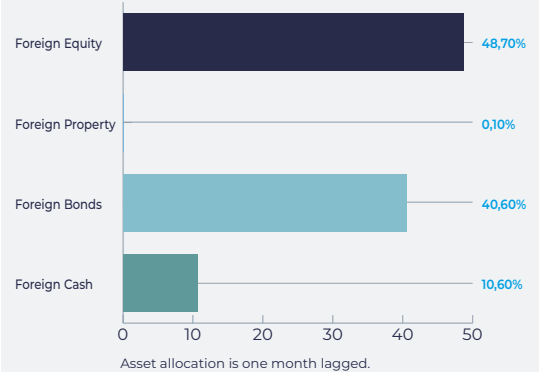
UNDERLYING HOLDINGS

	100%
Aurum Isis Fund	30,00%
Rubrics Global Credit UCITS	16,60%
Invesco Global High Income	13,30%
Ninety One GSF US Dollar Money	10,00%
iShares Global Corp Bond ETF	6,70%
Vanguard Global Bond Index	3,40%
International Flexible Growth	20,00%

TOTAL INVESTMENT CHARGES (INCL VAT)

Weighted TIC of underlying funds**	0,95%
Discretionary Management fee	0,46%

ASSET ALLOCATION



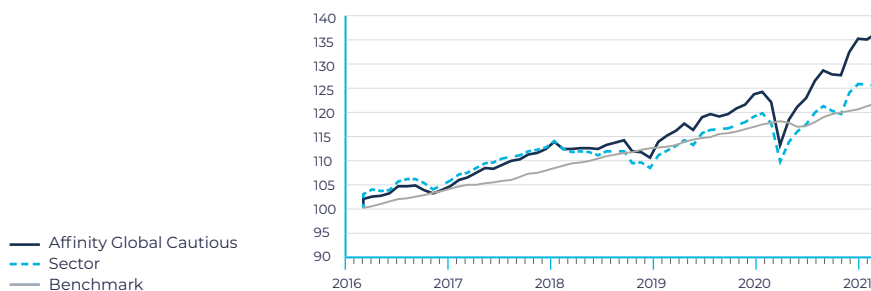
TOP 10 HOLDINGS

1. Scottish Mortgage Investment Trust
2. Berkshire Hathaway
3. Partners Group Holding
4. Apollo Global Management
5. Nextera Energy
6. Brookfield Infrastructure
7. Smithson Investment Trust
8. Intermediate Capital Group
9. 3I Infrastructure
10. Mid Wynd International Investment Trust

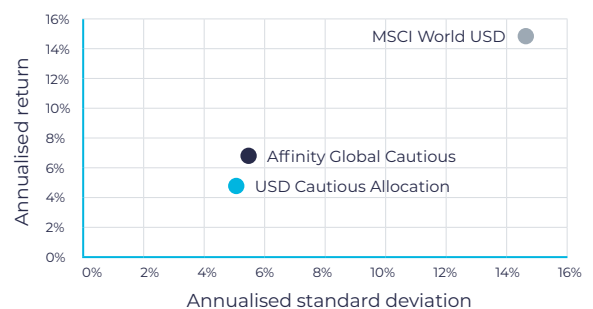
Top 10 equity exposures are as disclosed by Morningstar as at 31 Dec 2020.

CUMULATIVE RETURNS*

Time period: From 2016/02/01 to 2021/02/28



RISK-RETURN (PAST 5 YEARS)*



HISTORICAL PERFORMANCE (USD)*

	Jan	Feb	Mar	Apr	May	Jun	Jul	Aug	Sep	Oct	Nov	Dec	Year
2021	- 0,19%	0,95%											0,77%
2020	0,35%	- 1,63%	- 7,36%	4,67%	2,22%	1,47%	2,95%	1,79%	- 0,68%	- 0,11%	3,74%	2,11%	9,33%
2019	2,99%	1,18%	0,86%	1,17%	- 1,00%	2,19%	0,54%	- 0,39%	0,39%	0,92%	0,69%	1,84%	11,93%
2018	1,27%	- 1,29%	0,02%	0,15%	- 0,03%	- 0,17%	0,81%	0,39%	0,40%	- 1,93%	- 0,15%	- 1,05%	- 1,62%
2017	0,78%	1,16%	0,51%	0,86%	0,95%	- 0,11%	0,75%	0,75%	0,35%	0,82%	0,37%	0,74%	8,21%

*Returns are net of Total Investment Charges (TIC) and for periods greater than one year the returns have been annualised. Post launch returns are simulated based on the current weightings of the initial investment on the selected Platform, where applicable.

**The weighted TIC of underlying funds is calculated using the latest available TIC of the underlying funds and their static weightings at month end on the selected Platform. This will vary daily as the actual weightings of the underlying funds fluctuate.

The abovementioned fees include VAT but exclude Investment manager, Financial Advisor, Consulting and Platform fees.

The information and opinions contained in this document are recorded and expressed in good faith and in reliance on sources believed to be credible. No representation, warranty, undertaking or guarantee of whatever nature is given on the accuracy and/or completeness of such information or the correctness of such opinions. Affinity Capital Management (Pty) Ltd ("Affinity") will have no liability of whatever nature and however arising in respect of any claim, damages, loss or expenses suffered directly or indirectly by the investor or the investor's financial advisor acting on the information contained in this document. Furthermore, Affinity does not act as the investor's financial advisor, they have not conducted a financial needs analysis and will rely on the needs analysis conducted by the investor's financial advisor. Affinity recommends that investor's and financial advisors take particular care to consider whether any information contained in this document is appropriate given the investor's objectives, financial situation and particular needs in view of the fact that there may be limitations on the appropriateness of any advice provided. No guarantee of investment performance or capital protection should be inferred from any of the information contained in this document.

Sources: Performance and Top 10 holdings sourced from Morningstar Direct. CPI for all urban areas sourced from FactSet. Asset Allocation data compiled by Analytics Consulting.

Affinity Capital Management (Pty) Ltd is a Licensed Financial Services Provider | FSP No. 47878.