

AFFINITY INCOME SOLUTION

JANUARY 2021

RISK PROFILE

- LOW
- LOW MEDIUM
- MEDIUM
- MEDIUM HIGH
- HIGH

TIME HORIZON

- 1 YEAR+
- 2 YEAR+
- 3 YEARS+
- 4 YEARS+
- 5 YEARS+
- 10 YEARS+

— Affinity Income
- - - Sector
— Benchmark

The objective of this portfolio is to provide investors with an alternative to cash with a focus on capital protection. The portfolio aims to generate a return of STEFI + 1% p.a. over any rolling 12-month period. This portfolio maintains a low risk profile. The portfolio will at all times comply with Regulation 28.

INVESTMENT GUIDELINES

| | |
|-----------|--------------------------------------|
| Sector | ASISA South Africa MA Income |
| Benchmark | STeFI +1% over any rolling 12-months |

UNDERLYING HOLDINGS

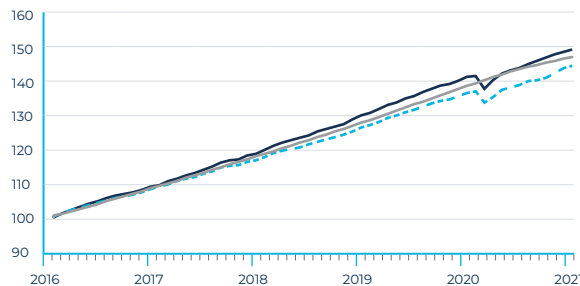
| | |
|-----------------------|-------------|
| Ci Diversified Income | 100% |
| | 100,00% |

TOTAL INVESTMENT CHARGES (INCL VAT)

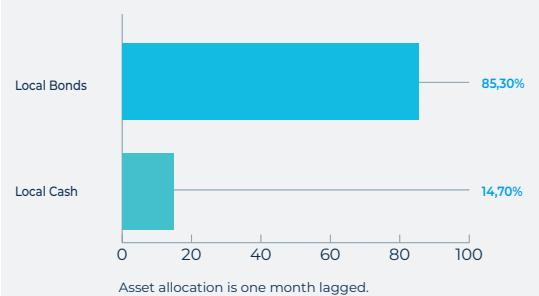
| | |
|------------------------------------|-------|
| Weighted TIC of underlying funds** | 0,24% |
| Discretionary Management fee | 0,12% |

CUMULATIVE RETURNS*

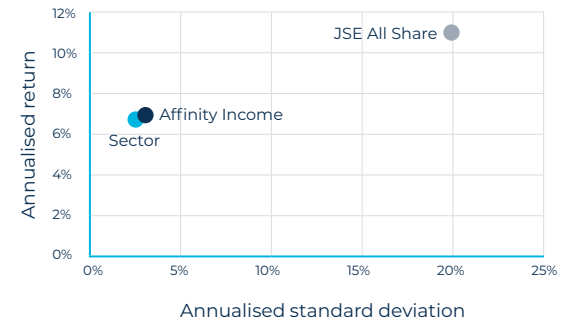
Time period: From 2016/02/01 to 2021/01/31



ASSET ALLOCATION



RISK-RETURN (PAST 2 YEARS)*



HISTORICAL PERFORMANCE*

| | Jan | Feb | Mar | Apr | May | Jun | Jul | Aug | Sep | Oct | Nov | Dec | Year |
|-------------|-------|-------|---------|-------|-------|-------|-------|-------|-------|-------|-------|-------|--------------|
| 2021 | 0,42% | | | | | | | | | | | | 0,42% |
| 2020 | 0,80% | 0,16% | - 2,63% | 1,97% | 1,28% | 0,60% | 0,60% | 0,81% | 0,60% | 0,67% | 0,52% | 0,58% | 6,05% |
| 2019 | 0,76% | 0,68% | 0,76% | 0,93% | 0,63% | 0,73% | 0,54% | 0,83% | 0,81% | 0,71% | 0,33% | 0,59% | 8,61% |
| 2018 | 0,47% | 0,82% | 0,98% | 0,82% | 0,48% | 0,68% | 0,54% | 1,02% | 0,39% | 0,66% | 0,54% | 1,14% | 8,90% |
| 2017 | 0,84% | 0,54% | 0,91% | 0,73% | 0,84% | 0,51% | 0,96% | 0,67% | 1,01% | 0,57% | 0,22% | 1,08% | 9,24% |

*Returns are net of Total Investment Charges (TIC) and for periods greater than one year the returns have been annualised. Post launch returns are simulated based on the current weightings of the initial investment on the selected Platform, where applicable.
**The weighted TIC of underlying funds is calculated using the latest available TIC of the underlying funds and their static weightings at month end on the selected Platform. This will vary daily as the actual weightings of the underlying funds fluctuate.

The abovementioned fees include VAT but exclude Investment manager, Financial Advisor, Consulting and Platform fees.

The information and opinions contained in this document are recorded and expressed in good faith and in reliance on sources believed to be credible. No representation, warranty, undertaking or guarantee of whatever nature is given on the accuracy and/or completeness of such information or the correctness of such opinions. Affinity Capital Management (Pty) Ltd ("Affinity") will have no liability of whatever nature and however arising in respect of any claim, damages, loss or expenses suffered directly or indirectly by the investor or the investor's financial advisor acting on the information contained in this document. Furthermore, Affinity does not act as the investor's financial advisor, they have not conducted a financial needs analysis and will rely on the needs analysis conducted by the investor's financial advisor. Affinity recommends that investor's and financial advisors take particular care to consider whether any information contained in this document is appropriate given the investor's objectives, financial situation and particular needs in view of the fact that there may be limitations on the appropriateness of any advice provided. No guarantee of investment performance or capital protection should be inferred from any of the information contained in this document.

Sources: Performance and Top 10 holdings sourced from Morningstar Direct. CPI for all urban areas sourced from FactSet. Asset Allocation data compiled by Analytics Consulting.

Affinity Capital Management (Pty) Ltd is a Licensed Financial Services Provider | FSP No. 47878.